

**Format of holding of specified securities**

1. Name of Listed Entity: TERAI TEA CO. LTD. (CIN:L51226WB1973PLC029009)
2. Scrip Code 530533 Name of Scrip -; - Class of Security Equity
3. Share Holding Pattern Filed under : Reg. 31(1)(a)/Reg. 31(1)(b)/Reg. 31(1)(c)
  - a. If under 31 (1)(b) then indicate the report for Quarter ending: 30/09/2022
  - b. If under 31(1)(c) then indicate date of allotment/extinguishment

4. Declaration : The Listed entity is required to submit the following declaration to the extent of submission of information:-

Particulars	Yes*	No*
1 Whether the Listed Entity has issued any partly paid up shares?		No
2 Whether the Listed Entity has issued any Convertible Securities or Warrants?		No
3 Whether the Listed Entity has any shares against which depository receipts are issued?		No
4 Whether the Listed Entity has any shares in Locked-in?		No
5 Whether any shares held by promoters are pledge or otherwise encumbered?		No
6 Whether company has equity shares with differential voting rights?		No
7 Whether the Listed Entity has any significant beneficial owner?		No

\* If the Listed Entity selects the option 'No' for the questions above, the column for the partly paid up shares, Outstanding Convertible Securities/Warrants, depository receipts, locked-in shares, No of shares pledged or otherwise encumbered by promoters, as applicable, shall not be displayed at the time of dissemination on the Stock Exchange website. Also wherever there is 'No' declared by Listed Entity in above table the values will be considered as 'Zero' by default on submission of the format of holding of specified securities.

5. The tabular format for disclosure of holding of specified securities is as follows:-




Table I - Summary Statement holding of specified securities as on 30/09/2022

Category of shareholder (I)	Nos. of shareholders (II)	No. of fully paid up equity shares held (IV)	No. of Partly paid-up equity shares held (V)	No. of shares underlying Depository Receipts (VI)	Total nos. shares held (VII)=(IV)+(V)+(VI)	Shareholding as a % of total no. of shares (calculated as per SCRR, 1957) (VIII) As a % of (A+B+C2)	Number of Voting Rights held in each class of securities (IX)			No. of shares underlying convertible securities (including Warrants) (X)	Shareholding as a % assuming full conversion of convertible securities (as a % of (A+B+C2)) (XI)=(VII)+(X) As a % of (A+B+C2)	Number of Locked in shares (XII)		Number of shares pledged or otherwise encumbered (XIII)		Number of equity shares held in dematerialized form (XIV)
							Class	eg: x	Total			No. (a)	As a % of total shares held (b)	No. (a)	As a % of total shares held (b)	
(A) Promoter & Promoter group	5	5103100	0	0	5103100	74.1805	0	5103100	0	74.1805	0	0.0000	0	0.0000	0	5103100
(B) Public	2146	1776200	0	0	1776200	25.8195	0	1776200	0	25.8195	0	0.0000	0	0.0000	0	1716343
(C) Non Promoter - Non Public																
(C1) Shares underlying DRs						NA										
(C2) Shares held by Employee Trusts																
<b>Total</b>	<b>2151</b>	<b>6879300</b>	<b>0</b>	<b>0</b>	<b>6879300</b>	<b>100.0000</b>	<b>0</b>	<b>6879300</b>	<b>0</b>	<b>100.0000</b>	<b>0</b>	<b>0.0000</b>	<b>0</b>	<b>0.0000</b>	<b>0</b>	<b>6819443</b>



Table II - Statement Showing shareholding pattern of the Promoter and Promoter Group as on 30/09/2022

(1)	(2)	(3)	(4)	(5)	(6)	(7)	(8)	Number of Voting Rights held in each class of securities (IX)			Shareholding as a % assuming full conversion of convertible securities (as a percentage of diluted share capital) (X)	Number of Locked in shares (XI)	Number of shares pledged or otherwise encumbered (XII)	Number of equity shares held in dematerialized form (XIV)
								No of Voting Rights	Class x	Class y				
Category & Name of the Shareholders (I)	Entity type i.e. promoter OR promoter group entity (except promoter)	PAN (II)	Nos. of shareholders (III)	No. of fully paid up equity shares held (IV)	Partly paid-up equity shares held (V)	Nos. of underlying Depository Receipts (VI)	Total nos. shares held (VII)=(IV)+(V)+(VI)	Shareholding as per SCRR 1957 As a % of (A+B+C2) (VIII)	Total as a % of Total Voting rights (X)	No of shares outstanding convertible securities (as a percentage of diluted share capital) (X)	As a % of total shares held (b)	As a % of total shares held (a)	As a % of total shares held (b)	
(a) Individuals/Hindu undivided Family														
Ajit Kumar Agarwala	Promoter	AFRPA2183G	2	4475600	0	0	4475600	65.0589	65.0589	0	0	0	0	4475600
SHASHIKALA AGARWALA	Promoter	AEWPA8198P	1	2576800	0	0	2576800	37.4573	37.4573	0	0	0	0	2576800
Central Government/State Government(s)			1	1898800	0	0	1898800	27.6016	27.6016	0	0	0	0	1898800
(b) Financial Institutions/Banks														
(c) Any Other (specify)														
Bodies Corporate			3	627500	0	0	627500	9.1216	9.1216	0	0	0	0	627500
ABHIJIT TEA COMPANY PVT. LTD.	Promoter Group	AACCA3215A	1	470000	0	0	470000	6.8321	6.8321	0	0	0	0	470000
TERAI FINANCIAL SERVICES PRIVATE LIMITED	Promoter Group	A-BCT2844R	1	127500	0	0	127500	1.8534	1.8534	0	0	0	0	127500
JALDARCA TEA PLANTATIONS PRIVATE LIMITED	Promoter Group	AAACJ7109G	1	30000	0	0	30000	0.4361	0.4361	0	0	0	0	30000
Sub Total			5	5103100	0	0	5103100	74.1805	74.1805	0	0	0	0	5103100
(2) Foreign Individuals (Non-Resident Individuals)/Foreign Individuals														
(a) Government														
(b) Institutions														
(c) Foreign Portfolio Investor														
(d) Any Other (specify)														
Sub Total			0	0	0	0	0	0.0000	0.0000	0	0	0	0	0
Total Shareholding of Promoter and Promoter Group (A)=(A1)+(A2)			5	5103100	0	0	5103100	74.1805	74.1805	0	0	0	0	5103100




Table III - Statement Showing shareholding pattern of the Public shareholder as on 30/09/2022

Category & Name of the Shareholders (I)	PAN (II)	Nos of shareholders (III)	No. of fully paid up equity shares held (IV)	Partly paid up equity shares held (V)	Nos of underlying Depository Receipts (VI)	Total nos shares held (VII)=(IV)+(V)+(VI)	Shareholding % of as per SCRR, 1957. As a % of (A+B+C2) (VIII)	Number of Voting Rights held in each class of securities (IX)		Total Shareholding as a % assuming full conversion of convertible securities (es or included share capital) (X)=(VII)+(X)	Number of Locked in shares (XI)	Number of shares pledged or otherwise encumbered (XII)	Sub-categorization of shares (XV) under Shareholding (No of shares) under					
								Class x	Class y				Sub-Category (i)	Sub-Category (ii)	Sub-Category (iii)			
(a) Mutual Funds																		
(b) Venture Capital Funds																		
(c) Alternate Investment Funds																		
(d) Banks																		
(e) Insurance Companies																		
(f) Provident Funds / Pension Funds																		
(g) Asset Reconstruction Companies																		
(h) Sovereign Wealth Funds																		
(i) NBFCs Registered with RBI																		
(j) Other Financial Institutions																		
(k) Any Other (specify)																		
(2) Sub Total Institutions (Foreign)																		
(a) Foreign Direct Investment																		
(b) Foreign Venture Capital Investors																		
(c) Sovereign Wealth Funds																		
(d) Foreign Portfolio investors Category I																		
(e) Foreign Portfolio investors Category II																		
(f) Overseas Depositories (holding Drs) (Balancing figure)																		
(g) Any Other (specify)																		
(3) Sub Total Central Government / State Government(s)																		
(a) Central Government / President of India																		
(b) State Government / Governor																		
(c) Shareholding by Companies or Bodies Corporate where Central/State Government is a promoter																		
(4) Sub Total Non-Institutions Associate Companies / Subsidiaries																		
(a) Subsidiaries																		





Table III - Statement Showing shareholding pattern of the Public shareholder as on 30/09/2022

Category & Name of the Shareholders (I) Directors and their relatives (excluding independent directors and nominee directors) (b) Key Managerial Personnel (c) Relatives of Promoters (other than immediate relatives of promoters disclosed under Promoter and Promoter Group category) (d) Trusts where any person belonging to Promoter and Promoter Group category is trustee, beneficiary or author of the trust. (e) Investor Education and Protection Fund Authority (f) Resident Individuals holding nominal share capital upto Rs.2 lakhs (g) Resident Individuals holding nominal share capital in excess of Rs.2 lakhs (h) Non Resident Indians (NRIs) (i) Foreign National (j) Foreign Company / OCB (k) Bodies Corporate (l) FLEXCO SUPPLIERS PRIVATE LTD EVERTSAFE DISTRIBUTORS PRIVATE LIMITED GANGOTRI VYAPAR PRIVATE LIMITED ADBHUT SUPPLIERS PRIVATE LIMITED SHILPAM DEALCOM PRIVATE LIMITED AAMCS6891C Any Other (specify) (m) Resident individual (HUF) Clearing Member Sub Total Total Public Shareholding (B)=(1)+(2)+(3) Details of the shareholders acting as persons in Concert NIL	PAN (II)	Nos. of shareholders (III)	No. of fully paid up equity shares held (IV)	Partly paid up equity shares held (V)	Nos. of shares underlying Depository Receipts (VI)	Shareholding % calculate as per SCRR, 1957 As a % of (A+B+C2) (VIII)	Number of Voting Rights held in each class of securities (IX)		Total Shareholding as a % assuming full conversion of convertible securities (as a percentage of diluted share capital) (X)+(VII)+(X)+(A+B+C2)	Number of Locked in shares (XU)	Number of shares pledged or otherwise encumbered (XII)	Sub-categorization of shares (XV) Shareholding (No of shares) under						
							Class x	Class y Total				No. (a)	As a % of total shares held (b)	No. (Not applicable) (a)	As a % of total shares held (b) (XIV)	Sub-Category (i)	Sub-Category (ii)	
			2061	502886	0	502886	7.3101	502886	0	502886	7.3101	0	0.0000	NA	444829	0	0	0
		3	166029	0	0	166029	2.4135	166029	0	166029	2.4135	0	0.0000	NA	166029	0	0	0
	AAAPW1327L	1	100640	0	0	100640	1.4629	100640	0	100640	1.4629	0	0.0000	NA	100640	0	0	0
		12	2519	0	0	2519	0.0366	2519	0	2519	0.0366	0	0.0000	NA	2519	0	0	0
		22	1064245	0	0	1064245	15.4703	1064245	0	1064245	15.4703	0	0.0000	NA	1062445	0	0	0
		1	290624	0	0	290624	4.2246	290624	0	290624	4.2246	0	0.0000	NA	290624	0	0	0
		1	270012	0	0	270012	3.9250	270012	0	270012	3.9250	0	0.0000	NA	270012	0	0	0
		1	245385	0	0	245385	3.5670	245385	0	245385	3.5670	0	0.0000	NA	245385	0	0	0
		1	112093	0	0	112093	1.6294	112093	0	112093	1.6294	0	0.0000	NA	112093	0	0	0
		1	88354	0	0	88354	1.2843	88354	0	88354	1.2843	0	0.0000	NA	88354	0	0	0
		47	37286	0	0	37286	0.5420	37286	0	37286	0.5420	0	0.0000	NA	37286	0	0	0
		1	3235	0	0	3235	0.0470	3235	0	3235	0.0470	0	0.0000	NA	3235	0	0	0
		2146	1776200	0	0	1776200	25.8195	1776200	0	1776200	25.8195	0	0.0000	NA	1716343	0	0	0
		2146	1776200	0	0	1776200	25.8195	1776200	0	1776200	25.8195	0	0.0000	NA	1716343	0	0	0



Table IV - Statement Showing shareholding pattern of the Non Promoter - Non Public shareholder as on 30/09/2022

Category & Name of the Shareholders (I) Custodian / DR Holder	PAN (II)	No of shareholders (III)	No. of fully paid up equity shares held (IV)	Partly paid up equity shares held (V)	Nos. of shares underlying Depository Receipts (VI)	Total nos. shares held (VII)=(IV)+(V)+(VI)	Shareholding % calculated as per SCRR, 1957) As a % of (A+B+C2) (VIII)	Number of Voting Rights held in each class of securities (X)			Total Shareholding as a % assuming full conversion of convertible securities (as a percentage of diluted share capital) (XI)=(VII)+(X) As a % of (A+B+C2)	Number of Locked in shares (XII)	Number of shares pledged or otherwise encumbered (XIII)	Number of equity shares held in dematerialized form (XIV)
								No. of Voting Rights	Class x	Class y				
(1) Employee Benefit Trust/Employee Welfare Trust under SEBI (Share based Employee Benefits and Sweat Equity) Regulations, 2021														
(2) Total Non Promoter - Non Public Shareholding (C)=(C1)+(C2)		0	0	0	0	0	0.0000	0	0	0	0	0.0000	NA	0



TERAI TEA CO. LTD.

Annexure

Table V - Statement showing details of significant beneficial owners as on 30/09/2022

Sr. No	Details of the (SBO)		Details of the registered owner				Details of holding / exercise of right of the SBO in the reporting company, whether direct or indirect.				Date of creation / acquisition of significant beneficial interest (IV)	
	Name	(I) PAN / Passport No. in case of a foreign national	Name	(II) PAN / Passport No. in case of a foreign national	Nationality	Shares (%)	Voting rights (%)	Rights on distributable dividend or any other distribution (%)	Exercise of control	Exercise of significant influence		




Table VI - Statement showing foreign ownership limits

	Board approved limits	Limits utilized
As on shareholding date		
As on the end of previous 1st Quarter		
As on the end of previous 2nd Quarter		
As on the end of previous 3rd Quarter		
As on the end of previous 4th Quarter		





TERAI TEA CO. LTD.				
Distribution Schedule as on 30/09/2022				
Share Holding	No of Holders	% age	No of Shares	% age
Upto 50	1156	53.7424	10457	0.1520
51 to 100	370	17.2013	35401	0.5146
101 to 150	53	2.4640	6858	0.0997
151 to 250	207	9.6234	41964	0.6100
251 to 500	186	8.6471	75844	1.1025
501 to 5000	149	6.9270	229245	3.3324
Above 5000	30	1.3947	6479531	94.1888
Grand Total	2151	100.0000	6879300	100.0000

Distribution Schedule as on 30/09/2022				
Share Holding	No of Holders	% age	No of Shares	% age
Upto 500	1972	91.6783	170524	2.4788
501 to 1000	78	3.6262	64019	0.9306
1001 to 2000	38	1.7666	55010	0.7996
2001 to 3000	15	0.6974	38025	0.5527
3001 to 4000	9	0.4184	30691	0.4461
4001 to 5000	9	0.4184	41500	0.6033
5001 to 10000	8	0.3719	61064	0.8876
Above 10000	22	1.0228	6418467	93.3012
Grand Total	2151	100.0000	6879300	100.0000

Distribution Schedule as on 30/09/2022				
Notional Value of (Rs.)	No of Holders	% age	Amount (Rs.)	% age
Upto 5000	1972	91.6783	1705240	2.4788
5001 to 10000	78	3.6262	640190	0.9306
10001 to 20000	38	1.7666	550100	0.7996
20001 to 30000	15	0.6974	380250	0.5527
30001 to 40000	9	0.4184	306910	0.4461
40001 to 50000	9	0.4184	415000	0.6033
50001 to 100000	8	0.3719	610640	0.8876
Above 100000	22	1.0228	64184670	93.3012
Grand Total	2151	100.0000	68793000	100.0000



TERAI TEA CO. LTD.				
Shareholding Summary as on 30/09/2022				
<b>As per Folio/Client Id</b>				
Form	No of Records	% to Total Records	No of Shares	% to Total Shares
PHYSICAL	369	16.3709	59857	0.8701
NSDL	694	30.7897	6431675	93.4932
CDSL	1191	52.8394	387768	5.6367
<b>TOTAL</b>	<b>2254</b>	<b>100.0000</b>	<b>6879300</b>	<b>100.0000</b>

